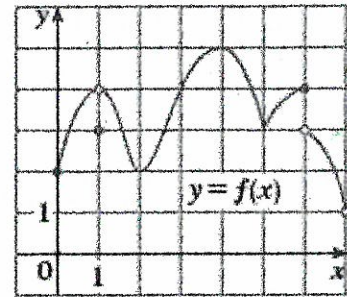


1. Use the graph to state the absolute and local maximum and minimum values of the function.

Absolute maximum value: $f(4) = 5$
 Local maximum values: $f(4) = 5$
 $f(6) = 4$

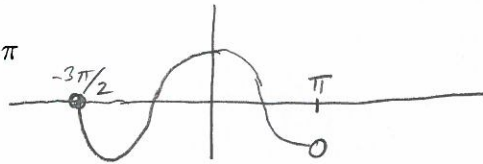
Absolute minimum value: None

Local minimum values: $f(1) = 3$, $f(3) = 3$
 $f(2) = 2$, $f(5) = 3$
 $f(5) = 3$



2. Sketch the graph f by hand and use your sketch to find the absolute and local maximum and minimum values of f .



$f(t) = \cos(t), \quad -\frac{3\pi}{2} \leq t < \pi$



Abs. max. value: $f(0) = 1$
 Local max. values: $f(0) = 1$

Abs. min. value: $f(-\pi) = -1$
 Local min. values: $f(-\pi) = -1$

3. Sketch a graph of a function f which is continuous on $[1, 5]$, which has an absolute maximum at 2, has an absolute minimum at 5, and for which 4 is a critical number but neither a local maximum nor local minimum.



4. Find the absolute maximum and minimum values of f on the given interval:

$$f(x) = 2x^3 - 3x^2 - 12x + 1, \quad [-2, 3]$$

$$f'(x) = 6x^2 - 6x - 12 = 0$$

$$x^2 - x - 2 = 0$$

$$(x-2)(x+1) = 0$$

critical points 2, -1

$$f(-2) = -16 - 12 + 24 + 1 = -3$$

$$f(-1) = -2 - 3 + 12 + 1 = 8 \leftarrow \text{abs. max value}$$

$$f(2) = 16 - 12 - 24 + 1 = -19 \leftarrow \text{abs. min. value}$$

$$f(3) = 54 - 27 - 36 + 1 = -8$$

5. Find the absolute maximum and minimum values of f on the given interval:

$$f(x) = x^{-2} \ln x, \quad \left[\frac{1}{2}, 4\right]$$

$$f'(x) = -2x^{-3} \ln x + x^{-2} \cdot x^{-1} = 0$$

$$= \frac{-2 \ln x + 1}{x^3} = 0$$

$$-2 \ln x + 1 = 0$$

$$\ln x = \frac{1}{2}$$

critical pt.

$$x = e^{\frac{1}{2}} \approx 1.648$$

$$f\left(\frac{1}{2}\right) \approx -2.772589 \leftarrow \text{abs. min value}$$

$$f(\sqrt{e}) \approx .1839397 \leftarrow \text{abs. max value}$$

$$f(4) = .001341851$$

6. Find the critical numbers of the function:

$$h(p) = \frac{p-1}{p^2+4}$$

$$h'(p) = \frac{1(p^2+4) - (p-1)(2p)}{(p^2+4)^2} = \frac{p^2+4-2p^2+2p}{(p^2+4)^2} = \frac{-p^2+2p+4}{(p^2+4)^2}$$

$$h'(p) = 0 \Rightarrow -p^2 + 2p + 4 = 0 \Rightarrow p^2 - 2p - 4 = 0$$

$$p = \frac{2 \pm \sqrt{4+16}}{2} = \frac{2 \pm \sqrt{20}}{2} = \frac{2 \pm 2\sqrt{5}}{2} = 1 \pm \sqrt{5}$$

$$h'(p) \text{ DNE} \Rightarrow \frac{p^2+4}{2} = 0 \text{ never occurs}$$

Critical pts are $1+\sqrt{5}, 1-\sqrt{5}$